


B G 7 9 0

# INDUSTRIAL AC BARRIER GATE OPERATOR

Reliable gear-driven barrier operator for heavy-duty industrial applications.



**SECURITY+ 2.0®**  
**CONTINUOUS-DUTY 1/2 HP AC COMMERCIAL MOTOR**

## RELIABLE

**HEAVY-DUTY COMMERCIAL MOTOR** WITH 1/2 HP FOR STRONG, DEPENDABLE PERFORMANCE.

**ACCESSIBLE LIMIT SETTINGS** ADD CONVENIENCE TO UNIT INSTALLATION AND MAINTENANCE.

**11-GAUGE STEEL ENCLOSURE** FOR DURABILITY AND WEATHER RESISTANCE.

## SMART

**CONTROL INPUTS** ALLOW CONNECTION OF OPTIONAL EXTERNAL DEVICES FOR SAFETY AND ACCESS CONTROL.

**SAMS (SEQUENCED ACCESS MANAGEMENT SYSTEM)** PROVIDES CONTROL BETWEEN BARRIER AND SLIDE/SWING GATE OPERATOR TO MAXIMIZE TRAFFIC FLOW.

## SAFE AND SECURE

**24-FT. WISHBONE ARM** WITH RED AND WHITE STRIPES AND 2 COUNTERWEIGHTS INCLUDED.

**SECURITY+ 2.0** SAFEGUARDS FACILITY ACCESS WITH ROLLING CODE TECHNOLOGY, OPENING FOR REGISTERED DEVICES ONLY.

### RECOMMENDED ACCESSORIES:

#### SECURITY+ 2.0 COMMERCIAL ACCESS CONTROL RECEIVER

Standalone receiver provides high-capacity commercial access for a gate or commercial door operator.



STAR1000

#### SECURITY+ 2.0 LEARNING REMOTE CONTROL

Easily programmable to control up to 2 (892LT) or 4 (894LT) garage or gate operators; compatible with Security+® and can clone any LiftMaster® DIP technology.



892LT/894LT

### ADDITIONAL OPTIONS:

#### PRIMARY/SECONDARY CONFIGURATION

Allows for reverse cabinet/rotation configuration.

90-3010

#### TIMER-TO-CLOSE

Optional module, programmable to 1–1,024 seconds for the unit to automatically close.



71-26438

#### HEATER

For use in extreme cold environments; 115V and 575V (G6518300), 208V and 460V (G6519084).




G6518300/G6519084




## MECHANICS

-  - 1/2 HP Continuous-Duty Motor
- Wormgear Reduction 60:1 Reducer in Oil Bath

## POWER

-  - 115/208/230VAC  
Single Phase—60Hz
- 208/230/460/575VAC  
3 Phase
- Accessory Power  
1—24VAC  
1—115VAC (Available Only  
with the 115V Model)

## COMMERCIAL-GRADE DESIGN

-  - Metal Frame 11-Gauge Pre-Galvanized Steel
- UL® 325: Class I, II, III and IV
- Weight: Operator—350 lbs.

**11**  
Seconds  
to Open

**SPEED**

**11**  
Seconds  
to Close

## DIMENSIONS

-  Max. Gate (Length)—24 ft.

## CAPACITIES

-  Max. Gate (Weight)—50 lbs.
- Cycles—25/Hour

## STANDARD FEATURES.

### RIGHT- OR LEFT-HANDED OPERATION

- Provides Flexibility to Fit Your Application and Ease of Installation

### 850LM RADIO RECEIVER

- Universal Receiver for Commercial Applications

### POWER ON/OFF SWITCH

### REMOVABLE TOP AND SIDE PANELS FOR EASY ACCESS

- Stores up to 150 Remote Controls

## SUPPORT.



For Support Tools and Training Videos, Visit [LiftMasterTraining.com](http://LiftMasterTraining.com)

For More Information on Gate Operators, Visit [LiftMaster.com/UL325Gates](http://LiftMaster.com/UL325Gates)

To Find the Right Perimeter Access Solution for You, Visit [LiftMaster.com/Solution-Generator](http://LiftMaster.com/Solution-Generator)



Sales Support: **800.282.6225**  
Technical Support Center: **800.528.2806**  
To Order: **800.323.2276**

